

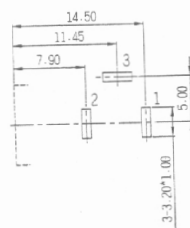
Lockable Type

SPECIFICATION

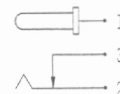
1. Rating: 2A 16VDC
2. Withstanding voltage:
AC 500V, 60Hz for 1 minute
3. Insulation resistance (initial):
100MΩ (min.) at 500V DC
4. Contact resistance (initial):
30mΩ (max.) at AC 100mA (max.) 1 KHz
5. Insertion & Extraction force:
Initial : 0.3 to 3.0Kgs
After life test: 0.2 to 3.0Kgs
6. Life test:
5,000 cycles unloading (20-30 cycle/minute)

MATERIAL

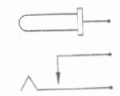
1. Housing: Thermoplastic
2. Center pin: Nickel plating
3. Terminal: Brass/Copper alloy
Silver plating.



PIN HOLE LAYOUT
(BOTTOM VIEW)



SCHEMATIC
(NORMAL CLOSE)



SCHEMATIC
(NORMAL OPEN)

Art.Nr.	Text 1
1801149	DC-Einbaubuchse, Schalter in Ruhestellung geschlossen, verschließbar, Flachkontakte, Stift 2,0 mm
1801150	DC-Einbaubuchse, Schalter in Ruhestellung offen, verschließbar, Flachkontakte, Stift 2,0 mm
1801151	DC-Einbaubuchse, Schalter in Ruhestellung geschlossen, verschließbar, Flachkontakte, Stift 2,5 mm
1801152	DC-Einbaubuchse, Schalter in Ruhestellung offen, verschließbar, Flachkontakte, Stift 2,5 mm